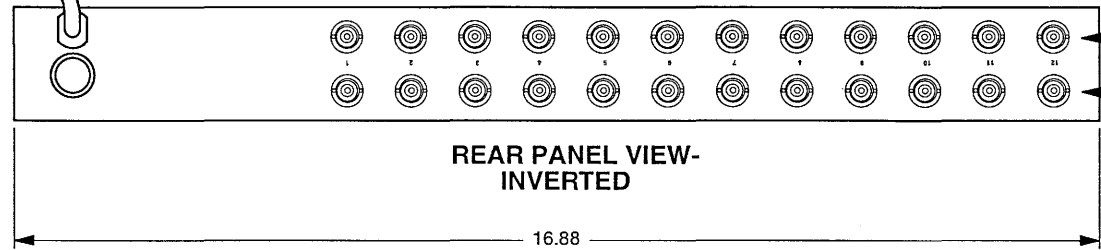


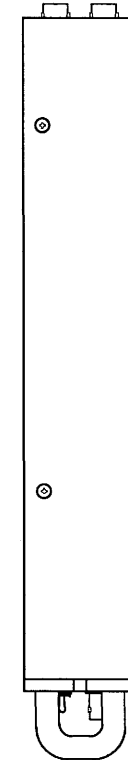
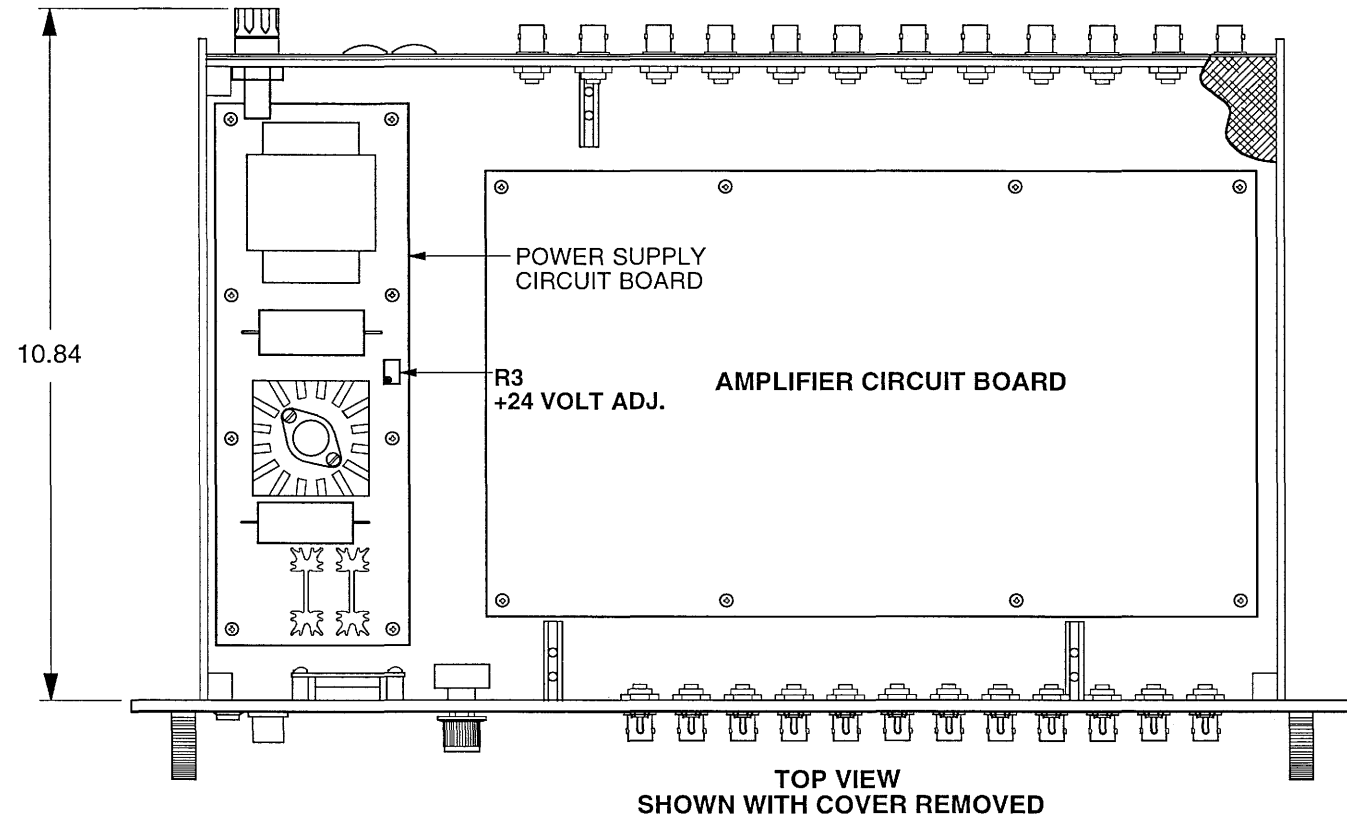
LINE POWER
CORD
3-WIRE

FUSE

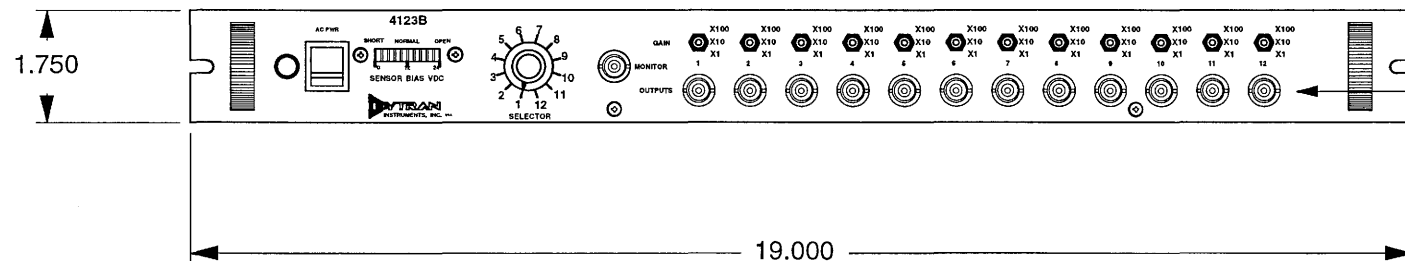


SENSOR INPUTS

OUTPUTS



FRONT PANEL VIEW



OUTPUTS

8

ALL DIMENSIONS IN INCHES

		CHATSWORTH, CA.	
DATE 5-22-00		PART NO.	
DRAWN N.C.	CHECKED N.C.	MAT'L	
APPROVED <i>[Signature]</i> 6-7-04		NEXT ASSEMBLY	
TITLE		USED ON	
OUTLINE/INSTALLATION DRAWING MODEL 4123B GAIN POWER UNIT			DWG NO. 127-4123B
SHEET 1 OF 1			

SPECIFICATIONS

MODEL 4123B/4122B 12/6-CHANNEL POWER UNIT

SPECIFICATION		VALUE	UNITS
MULTIPLIER SWITCH POSITION			
AMPLIFIER GAIN	X1	1.0	
	X10	10.0	
	X100	100.0	
COUPLING TIME CONSTANT,		2.5	SEC
-3db LOW FREQUENCY RESPONSE		.06	Hz
FREQUENCY RESPONSE, $\pm 5\%$	X1	.18 to 100K	Hz
	X10	.18 to 60K	Hz
	X100	.18 to 6K	Hz
GAIN ACCURACY		± 1	%
OUTPUT NOISE, BROADBAND, NOM.	X1	180	μ V, RMS
	X10	.5	mV, RMS
	X100	4	mV, RMS
OUTPUT VOLTAGE SWING		± 10	VOLTS
OUTPUT CURRENT		± 5	mA, PEAK
OUTPUT IMPEDANCE		2 OHMS IN SERIES WITH 10 μ F	
SENSOR SUPPLY CURRENT RANGE (ADJUSTABLE)[1]		2 to 20	mA
SENSOR VOLTAGE		24	VOLTS
CONNECTORS	(1) OUTPUT PER CHANNEL, FRONT PANEL		BNC JACK
	(1) OUTPUT PER CHANNEL, REAR PANEL		" "
	(1) SENSOR PER CHANNEL, REAR PANEL		" "
	(1) MONITOR, FRONT PANEL		" "
AC LINE POWER REQUIRED [2]		115/.25	VOLTS/AMPS
SIZE (H x W x D)		1.75 x 19 x 12.5	INCHES
RACK MOUNTABLE IN STANDARD 19 INCH WIDE RTMA EQUIPMENT RACK			

[1] SENSOR CURRENT FACTORY SET AT 5 mA.

[2] "E" (EXPORT) VERSIONS REQUIRE 230 VAC LINE POWER