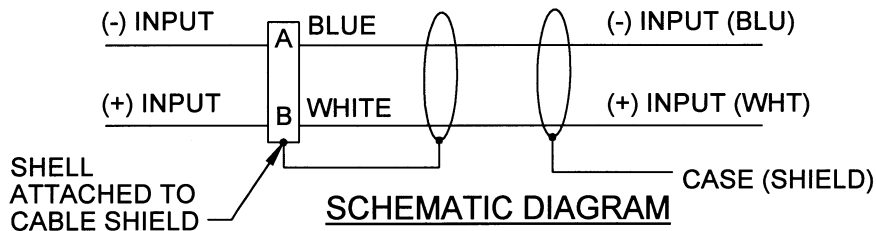
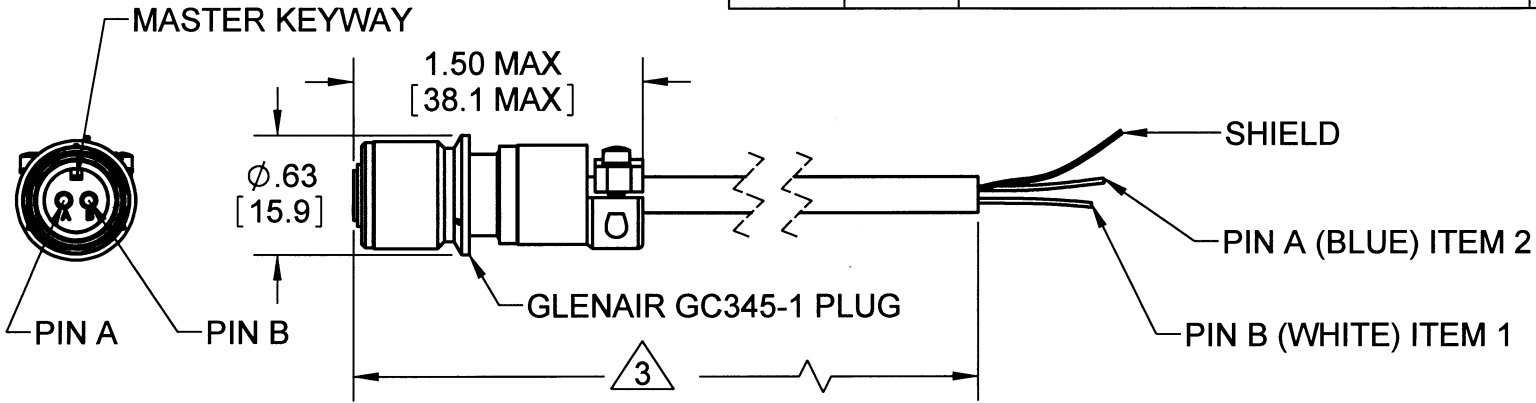


PROPRIETARY AND CONFIDENTIAL

THE INFORMATION CONTAINED IN THIS DRAWING IS THE SOLE PROPERTY OF DYTRAN INSTRUMENTS INC. ANY REPRODUCTION IN PART OR AS A WHOLE WITHOUT THE WRITTEN PERMISSION OF DYTRAN INSTRUMENTS, INC. IS PROHIBITED

REVISIONS

REV	ECN	DESCRIPTION	BY/DATE	CHK	APPR
A	4745	UPDATED "KEYWAY ORIENTAION 180° "	RLA 07/02/07	MPH	CES
B	5557	PER ECN 5557	EP 10/23/08	<i>MPH</i>	<i>MPH</i>



CABLE SPECIFICATION	
ITEM 1	22 AWG WIRE WHITE, LOW NOISE TAPE WRAP
ITEM 2	22 AWG WIRE BLUE, LOW NOISE TAPE WRAP
FILLER	2 # FIBER GLASS FILLER
CABLE	1" LEFT HAND LAY
TAPE	LOW NOISE TAPE WRAP
BRAID	38 AWG SILVER PLATED Cu 95% COVER, 30°
TAPE	KAPTON TAPE WRAP
JACKET	TFE WHITE TAPE DBL WRAP .010 / .015
DIA	.190 MAX

3. LAST TWO DIGITS OF MODEL NUMBER INDICATES CABLE LENGTH IN FEET FOR EXAMPLE: 6838A10 IS A 10 FEET LONG CABLE.

2. SEE TABLE FOR CABLE SPECIFICATIONS

1. TEMPERATURE: WITH SEALING: 375°F MAX CONTINUOUS
WITHOUT SEALING OPTION: 500°F MAX CONTINUOUS

NOTES: UNLESS OTHERWISE SPECIFIED

UNLESS OTHERWISE SPECIFIED:
INTERPRET DIM & TOL PER ASME Y14.5M - 1994.
REMOVE BURRS.
COUNTERSINK INTERNAL THDS 90° TO MAJOR DIA.
CHAM EXT THDS 45° TO MINOR DIA.
THD LENGTHS AND DEPTHS ARE FOR MIN FULL THDS.
THDS PER MIL-S-7742.
DIMENSIONS APPLY AFTER FINISHING.

UNLESS OTHERWISE SPECIFIED:
DIMENSIONS ARE IN INCHES.
DIMENSIONS IN BRACKETS ARE IN MILLIMETERS
TOLERANCES ARE:

DECIMALS ANGLES
.XX ± .010 ± 1°
.XXX ± .005

MATERIAL

FINISH

DO NOT SCALE DRAWING

CONTRACT NO.

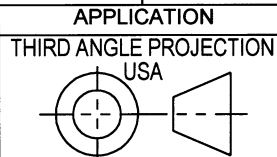


MASTER ONLY IF IN RED

TITLE: **CABLE ASSEMBLY MODEL 6838AXX**

APPROVALS		DATE
ORIG	NC	11/08/04
CHK	RA	11/08/04
APP	NC	11/09/04
APP		

SIZE	CAGE CODE	DWG. NO.	REV
A	2W033	127-6838A	B
SCALE: 1:1		SOLIDWORKS	SHEET 1 OF 1



ALL MACHINED SURFACES. TOTAL RUNOUT WITHIN .005. BREAK SHARP EDGES .005 TO .010. MACHINED FILLET RADII .005 TO .015. WELDING SYMBOLS PER AWS A2.4. ABBREVIATIONS PER MIL-STD-12.