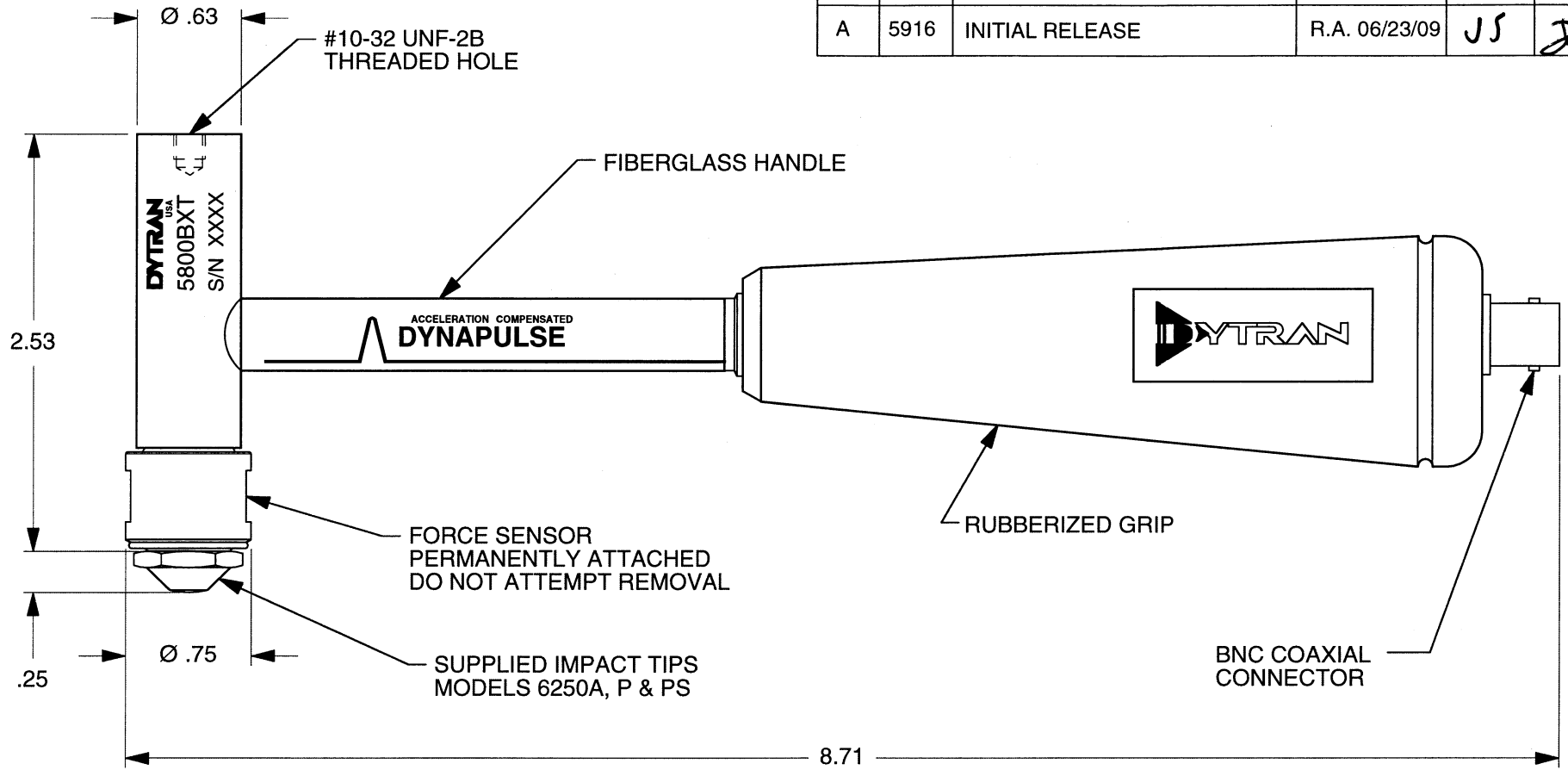


REV	ECN	DESCRIPTION	BY/DATE	CHK	APPR
A	5916	INITIAL RELEASE	R.A. 06/23/09	JS	<i>[Signature]</i>




MODEL NO.	SENSITIVITY
5800B2T	100 mV/LbF
5800B3T	50 mV/LbF
5800B4T	10 mV/LbF
5800B5T	5 mV/LbF

1. HEAD WEIGHT - 100 GRAMS, TOTAL WEIGHT-220 GRAMS

		<h1>MASTER ONLY IF IN RED</h1>		CHATSWORTH, CA.	
SCALE	1X	REV	-	DATE	SEE REV BLOCK
DATE	6/23/09	PART NO.			
DRAWN	N.C.	CHECKED	JS	MAT'L	
APPROVED	<i>[Signature]</i>	7/10/09		NEXT ASSEMBLY	USED ON
TITLE				DWG NO.	
<b>OUTLINE/INSTALLATION DRAWING, IMPULSE HAMMER SERIES 5800BT</b>				<b>127-5800BT</b>	
				SHEET 1 OF 1	

Model Number 5800B3T	<b>PERFORMANCE SPECIFICATION</b>			Doc No PS5800B3T
	<b>DYNAPULSE™ IMPULSE HAMMERS</b>			REV A, ECN6262, 10/05/09



- IMPULSE HAMMERS
- EXCELLENT LINEARITY

This family also includes:

Model	Sensitivity (mV/Lb)	Range(Lbs. Force)	Max.Force (Lbs. Force)	Oper. Temp(*F)
5800B2T	100	50	1000	-40 to +150
5800B4T	10	500	1000	-40 to +150
5800B5T	5	100	2000	-40 to +150

Please, refer to the performance specifications of the products in this family for detailed description

**Supplied Accessories:**

- 1) Accredited calibration certificate (ISO 17025)
- 2) Impact tips, (1) model 6250A(aluminum), (1) model 6250P(Plastic) and (1) 6250PS, (soft plastic)
- 3) (2) Head extenders, model 6270S1 and 6270S2

**Notes:**

[1] Percent of full scale or any lesser range, Zero based best-fit straight line method.

**PHYSICAL**

Weight, Head  
Connector [1]  
Head  
Handle  
Sensing Element

Coaxial  
Material  
Material  
Material  
Mode

ENGLISH		SI	
3.5	oz	100	grams
BNC Receptacle		BNC Receptacle	
Stainless Steel		Stainless Steel	
Stainless Steel		Stainless Steel	
Fiber Glass		Fiber Glass	
Quartz		Quartz	
Compression		Compression	

**PERFORMANCE**

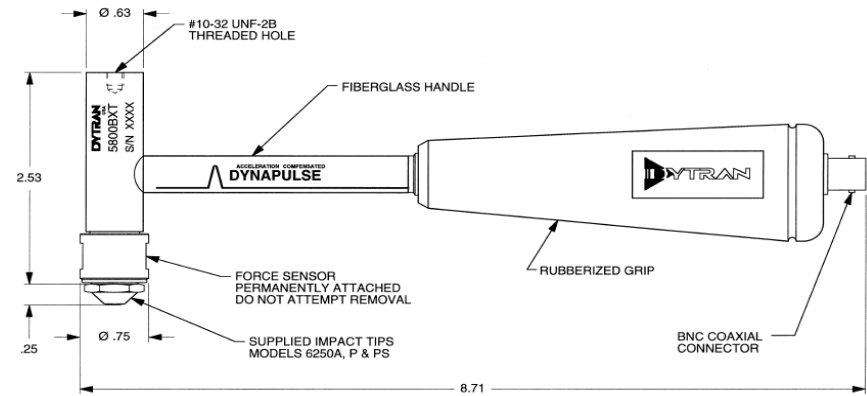
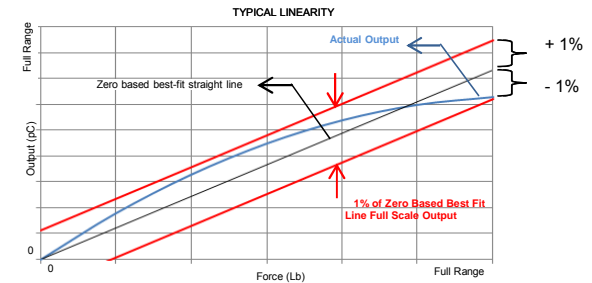
Sensitivity, ± 10 %  
Range  
Maximum Force  
Linearity [1]  
Resonant Frequency  
Stiffness  
Operating Temperature

50	mV/LbF	12	mV/N
100	Lbs. Force	0.4	kN
1,000	Lbs. Force	4.4	kN
± 1	% Full Scale	± 1	% Full Scale
75	kHz	75	kHz
11.4	Lb/µin	1.97	kN/µm
-40 to +150	*F	-40 to +150	

**ELECTRICAL**

Output Voltage F.S  
Output Impedance, Max  
Compliance Voltage Range  
Supply Current Range  
Discharge Time Constant

±5	V	±5	V
100	Ω	100	Ω
+18 to +30	VDC	+18 to +30	VDC
2 to 20	mA	2 to 20	mA
50 to 55	Sec	50 to 55	Sec



Units on the line drawing are in inches, units in brackets are in millimeters. Refer to 127-5800BT for more information.



21592 Marilla Street, Chatsworth, California 91311 Phone: 818.700.7818 Fax:818.700.7880 www.dytran.com  
For permission to reprint this content, please contact info@dytran.com