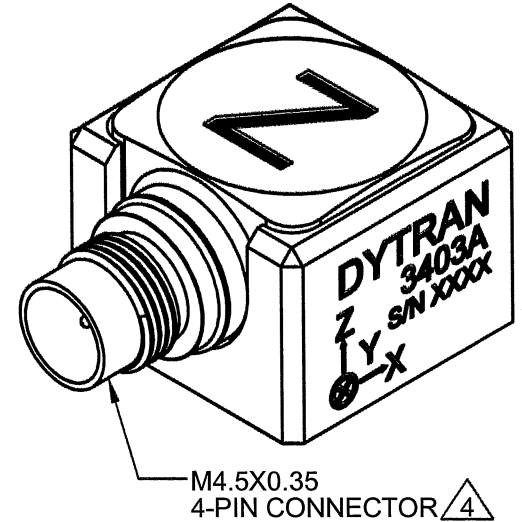
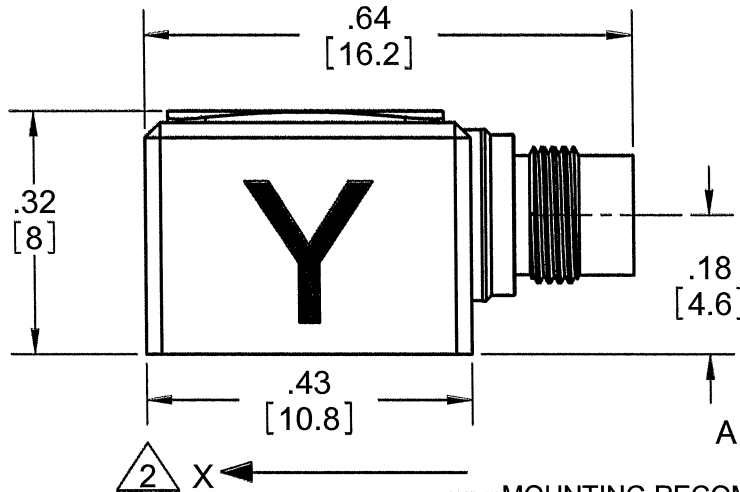
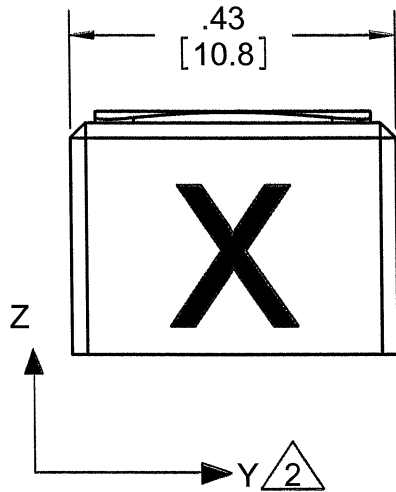


PROPRIETARY AND CONFIDENTIAL

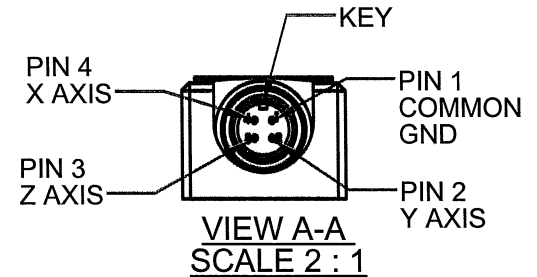
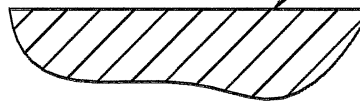
THE INFORMATION CONTAINED IN THIS DRAWING IS THE SOLE PROPERTY OF DYTRAN INSTRUMENTS INC. ANY REPRODUCTION IN PART OR AS A WHOLE WITHOUT THE WRITTEN PERMISSION OF DYTRAN INSTRUMENTS INC. IS PROHIBITED

REVISIONS

REV	ECN	DESCRIPTION	BY/DATE	CHK	APPR
A	7483	INITIAL RELEASE	RA 05/04/11	JS	<i>[Signature]</i>



MOUNTING RECOMMENDATIONS: PREPARE A SURFACE AT LEAST .450 BY .450. SURFACE FLATNESS MUST BE EQUAL OR BETTER THAN .001 TIR. USE ONE DROP OF CYANOACRYLATE TO MOUNT THE ACCELEROMETER.



- 5. ISOLATION CUP MATERIAL: 6061-T6 AL ALLOY
FINISH: ANODIZED PER MIL-A-8625 COLOR BLACK
- 4. MATES WITH DYTRAN CABLE 6893AXX (XX=LENGTH IN FEET)
- 3. HOUSING/CONNECTOR MATERIAL: TITANIUM
- 2. ARROWS INDICATE DIRECTION OF ACCELERATION FOR POSITIVE OUTPUT
- 1. WEIGHT: 4 GRAMS MAX.

NOTES: UNLESS OTHERWISE SPECIFIED.

UNLESS OTHERWISE SPECIFIED: INTERPRET DIM & TOL PER ASME Y14.5M - 1994. REMOVE BURRS. COUNTERSINK INTERNAL THDS 90° TO MAJOR DIA. CHAM EXT THDS 45° TO MINOR DIA. THD LENGTHS AND DEPTHS ARE FOR MIN FULL THDS. THDS PER MIL-S-7742. DIMENSIONS APPLY AFTER FINISHING.		UNLESS OTHERWISE SPECIFIED: DIMENSIONS ARE IN INCHES. DIMENSIONS IN BRACKETS [] ARE IN MILLIMETERS TOLERANCES ARE: INCHES METRIC ANGLES .XX ± .03 X ± 0.8 ± 1° .XXX ± .010 .XX ± 0.25	
3403A			
USED ON	NEXT ASSY		
APPLICATION			
THIRD ANGLE PROJECTION USA			
ALL MACHINED SURFACES. TOTAL RUNOUT WITHIN .005. BREAK SHARP EDGES .005 TO .010. MACHINED FILLET RADII .005 TO .015. WELDING SYMBOLS PER AWS A2.4. ABBREVIATIONS PER MIL-STD-12.			

CONTRACT NO.



MASTER
ONLY IF IN RED

TITLE:
**OUTLINE/INSTALLATION,
MODEL 3403A**

APPROVALS		DATE
ORIG	RA	04/13/11
CHK	<i>[Signature]</i>	6/24/11
APP	<i>[Signature]</i>	2/11/11
APP		

SIZE A	CAGE CODE 2W033	DWG. NO. 127-3403A	REV A
SCALE: NONE		SOLIDWORKS	SHEET 1 OF 1

MODEL NUMBER 3403A	PERFORMANCE SPECIFICATION	DOC NO. PS3403A
	ACCELEROMETER, TRIAXIAL, IEPE	REV A, ECN 7483, 06/14/11



- HERMETICALLY SEALED
- MINIATURE SIZE
- CASE ISOLATED

PHYSICAL

Weight, Max
Mounting
Connector [1]
Material, Housing / Connector
Isolation Cup

ENGLISH		SI	
0.14	oz	4.0	grams
Adhesive		Adhesive	
4-pin		4-pin	
Titanium		Titanium	
Anodized Aluminum		Anodized Aluminum	

PERFORMANCE

Sensitivity, -10 + 15% [2]
Range F.S. (each axis)
Frequency Response, -5 /+15%
Element Natural Frequency
Equivalent Electrical Noise
Linearity [3]
Transverse Sensitivity Max
Signal Polarity

ENGLISH		SI	
10	mV/g	1.02	mV/m/s ²
±500	g	± 4905	m/s ²
1.2 to 5000	Hz	1.2 to 5000	Hz
30	kHz	30	kHz
0.007	grms	0.069	m/s ² rms
1	%F.S.	1	%F.S.
6	%	6	%
[6]		[6]	

ELECTRICAL

Supply Current Range [4]
Compliance Voltage Range
Output Impedance, Typ.
Output Bias Voltage
Discharge Time Constant
Ground Isolation [7]

ENGLISH		SI	
2 to 20	mA	2 to 20	mA
+18 to +30	VDC	+18 to +30	VDC
100	Ω	100	Ω
7.5 to 9.5	VDC	7.5 to 9.5	VDC
0.3 to 0.5	sec	0.3 to 0.5	sec
Case Isolated		Case Isolated	

ENVIRONMENTAL

Maximum Shock
Maximum Vibration
Temperature Range
Environmental Seal

ENGLISH		SI	
5000	g pk	49050	m/s ²
600	g pk	5880	m/s ²
-60 to +250	°F	-51 to +121	°C
Hermetic		Hermetic	

This family also includes:

Model	Sensitivity (mV/g)	Range (Gpeak)	Resolution (grms)	Oper. Temp(°F)	TC(sec.)

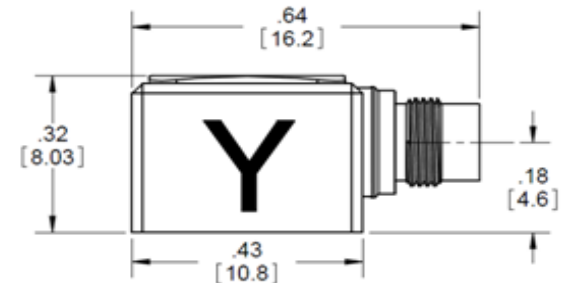
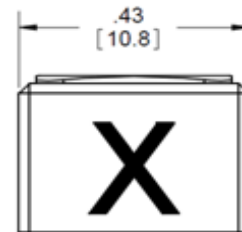
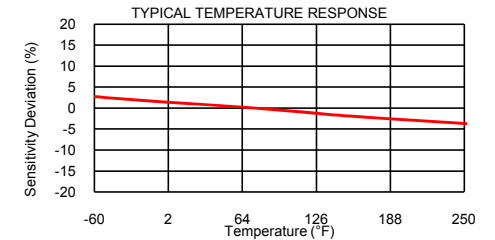
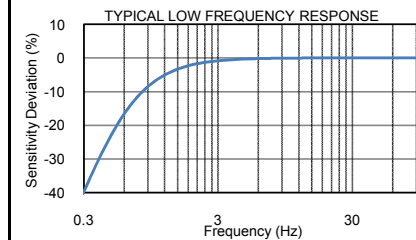
Refer to the performance specifications of the products in this family for detailed description.

Supplied Accessories:

- 1) Accredited Calibration Certificate (ISO 17025)

Notes:

- [1] Connector mates with Dytran cable assy. Model 6893AXX. (xx = length in feet)
- [2] Measured At 100 Hz, 1 Grms per ISA RP 37.2
- [3] Measured using zero-based best straight-line method, % of F.S. or any lesser range.
- [4] Do not apply power to this device without current limiting, 20mA Max, to do so will destroy the integral IC amplifier
- [5] In the interest of constant product improvement, we reserve the right to change specifications without notice.
- [6] Marked arrows indicate the direction of acceleration for positive output.
- [7] Case grounded unit epoxied into anodized aluminum cup with an insulation resistance of 10GΩ, Min



Units on the line drawing are in inches, units in brackets are in millimeters. Refer to 127-3403A for more information.



21592 Marilla Street, Chatsworth, California 91311 Phone: 818.700.7818 Fax:818.700.7880
www.dytran.com For permission to reprint this content, please contact info@dytran.com