

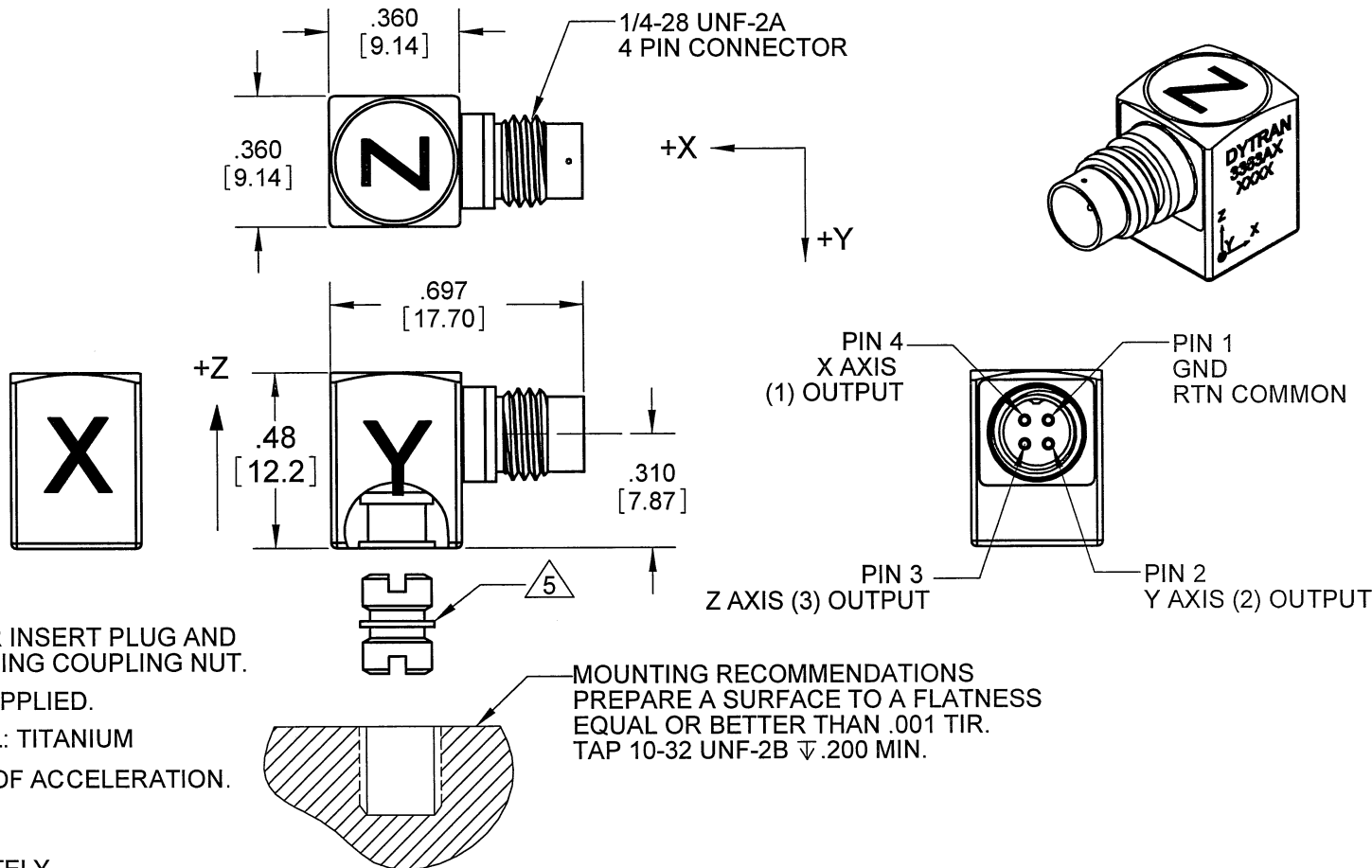
PROPRIETARY AND CONFIDENTIAL

THE INFORMATION CONTAINED IN THIS DRAWING IS THE SOLE PROPERTY OF DYTRAN INSTRUMENTS INC. ANY REPRODUCTION IN PART OR AS A WHOLE WITHOUT THE WRITTEN PERMISSION OF DYTRAN INSTRUMENTS, INC. IS PROHIBITED

REVISIONS

REV	ECN	DESCRIPTION	BY/DATE	CHK	APPR
B	7027	ADDED NOTE 6	JS 08/18/10	PA	[Signature]

MODEL	SENSITIVITY.
3363A1	10mV/G
3363A2	100mV/G
3363A3	50mV/G



6. TO MATE CABLE TO CONNECTOR INSERT PLUG AND ENGAGE KEYWAY BEFORE TURNING COUPLING NUT.

5. MOUNTING STUD MODEL 6200 SUPPLIED.

4. HOUSING/CONNECTOR MATERIAL: TITANIUM

3. ARROWS INDICATE DIRECTIONS OF ACCELERATION FOR POSITIVE OUTPUT.

2. SENSITIVITY: SEE CHART

1. WEIGHT: 4.0 GRAMS APPROXIMATELY
NOTES: UNLESS OTHERWISE SPECIFIED.

UNLESS OTHERWISE SPECIFIED:
INTERPRET DIM & TOL PER ASME Y14.5M - 1994.
REMOVE BURRS.
COUNTERSINK INTERNAL THDS 90° TO MAJOR DIA.
CHAM EXT THDS 45° TO MINOR DIA.
THD LENGTHS AND DEPTHS ARE FOR MIN FULL THDS
THDS PER MIL-S-7742.
DIMENSIONS APPLY AFTER FINISHING.

UNLESS OTHERWISE SPECIFIED:
DIMENSIONS ARE IN INCHES.
DIMENSIONS IN BRACKETS [] ARE IN MILLIMETERS
TOLERANCES ARE:
INCHES METRIC ANGLES
.XX ± .03 .X ± 0.8 ± 1°
.XXX ± 0.10 .XX ± 0.25

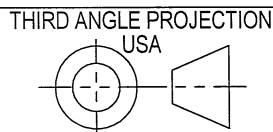
MATERIAL
FINISH
DO NOT SCALE DRAWING

CONTRACT NO.		APPROVALS		DATE
ORIG	RA	04/27/10		
CHK	EP	05/20/10		
APP	DV	05/24/10		
APP				

DYTRAN INSTRUMENTS, INC. Chatsworth, CA
MASTER ONLY IF IN RED

TITLE: **OUTLINE/INSTALLATION DRAWING, 3363A SEIRES**

SIZE	CAGE CODE	DWG. NO.	REV
A	2W033	127-3363A	B
SCALE: 4:1		SOLIDWORKS	SHEET 1 OF 1



ALL MACHINED SURFACES. TOTAL RUNOUT WITHIN .005. BREAK SHARP EDGES .005 TO .010. MACHINED FILLET RADII .005 TO .015. WELDING SYMBOLS PER AWS A2.4. ABBREVIATIONS PER MIL-STD-12.

Model Number 3363A1	PERFORMANCE SPECIFICATION	DOC NO PS3363A1
	Accelerometer, Triaxial, IEPE	REV C, ECN 7076, 09/24/10



Actual Size

- **ULTRA LOW FREQUENCY RESPONSE**
- **ULTRA LOW NOISE LEVEL**
- **STUD MOUNT**

	ENGLISH		SI	
Weight	0.14	oz	4.0	grams
Mounting Connector [1]	10-32 UNF-2B		10-32 UNF-2B	
Connector Type	4-pin		4-pin	
Housing Material	Ti-6 AL-4V		Ti-6 AL-4V	
Housing Isolation	Ti-6 AL-4V		Ti-6 AL-4V	
Sensing Element Material	Case ground		Case ground	
Sensing Element Mode	Ceramic		Ceramic	
	Shear		Shear	

PERFORMANCE

	ENGLISH		SI	
Sensitivity, +15-10% [2]	10	mV/g	1.02	mV/m/s ²
Acceleration Range	+/-500	Gpeak	+/-4905	m/s ² peak
Frequency Range, ±5%	.3-5,000	Hz	.3-5,000	Hz
Frequency Range, +15/-10%	.21-10,000	Hz	.21-10,000	Hz
Phase Response, ±5°	2 to 3000	Hz	2 to 3000	Hz
Resonance Frequency	>24	kHz	>24	kHz
Linearity [3]	1	%F.S.	1	%F.S.
Transverse Sensitivity Max	5	%	5	%
Noise floor	0.0015	Grms	0.015	m/s ² rms
Spectral Noise	419	μGrms/sqr(Hz)	4110	μm/s ² rms/sqr(Hz)
	73	μGrms/sqr(Hz)	716	μm/s ² rms/sqr(Hz)
	45	μGrms/sqr(Hz)	441	μm/s ² rms/sqr(Hz)
	21	μGrms/sqr(Hz)	206	μm/s ² rms/sqr(Hz)
	11	μGrms/sqr(Hz)	108	μm/s ² rms/sqr(Hz)

ELECTRICAL

	ENGLISH		SI	
Supply Current Range [4]	2 to 20	mA	2 to 20	mA
Compliance Voltage Range	+18 to +30	VDC	+18 to +30	VDC
Output Impedance, Typ.	100	Ω	100	Ω
Output Bias Voltage	+11 to +13	VDC	+11 to +13	VDC
Discharge Time Constant	0.8 to 1.2	sec	0.8 to 1.2	sec

ENVIRONMENTAL

	ENGLISH		SI	
Shock Max	5000	g pk	49050	m/s ²
Vibration Max	3000	g pk	29430	m/s ²
Operating Temperature	-60 to +250	°F	-51 to +121	°C
Seal	Hermetic		Hermetic	
Magnetic Sensitivity at 100 Gauss	0.00007	g/Gauss	0.00069	m/s ² /Gauss
Base Strain Sensitivity	0.02	g/με	0.20	m/s ² /με

This family also includes:

Model	Sensitivity (mV/g)	Range (Gpeak)	Resolution (Grms)	Oper. Temp(°F)	TC
3363A2	100	50	0.00095	-60 to +165	0.5 to 1.5
3363A3	50	100	0.0009	-60 to +200	0.8 to 1.2

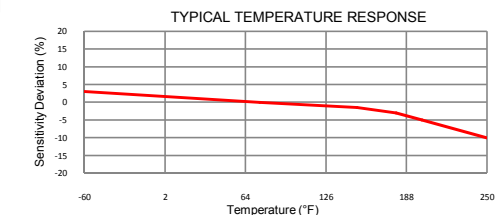
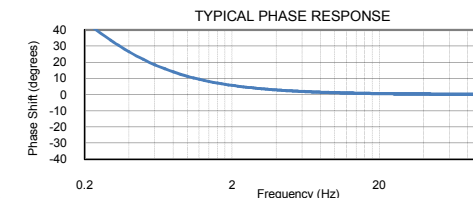
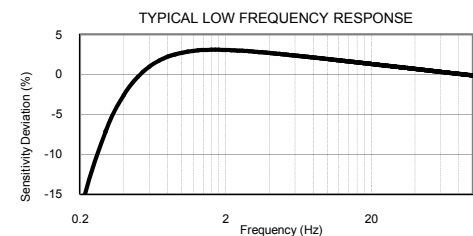
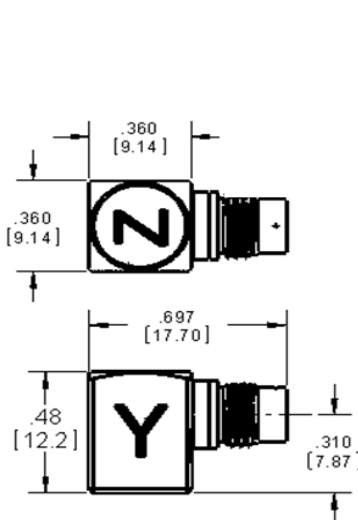
Refer to the performance specifications of the products in this family for detailed description

Supplied Accessories:

- 1) Accredited calibration certificate (ISO 17025)
- 2) Mounting stud,model 6200

Notes:

- [1] Glass to metal seal connector. Mates with Dytran cable model 6811AXX or 6824AXX (XX=length in feet)
- [2] Measured at 100 Hz, 5 Grms per ISA RP 37.2
- [3] Linearity is % of specified full scale (or any less full-scale range), zero-based best fit straight line method.
- [4] Do not apply power to this device without current limiting, 20mA Max, to do so will destroy the integral IC amplifier
- [5] In the interest of constant product improvement, we reserve the right to change specifications without notice.



Units on the line drawing are in inches, units in brackets are in millimeters. Refer to 127-3363A for more information.



21592 Marilla Street, Chatsworth, California 91311 Phone: 818.700.7818 Fax:818.700.7880
 www.dytran.com For permission to reprint this content, please contact info@dytran.com