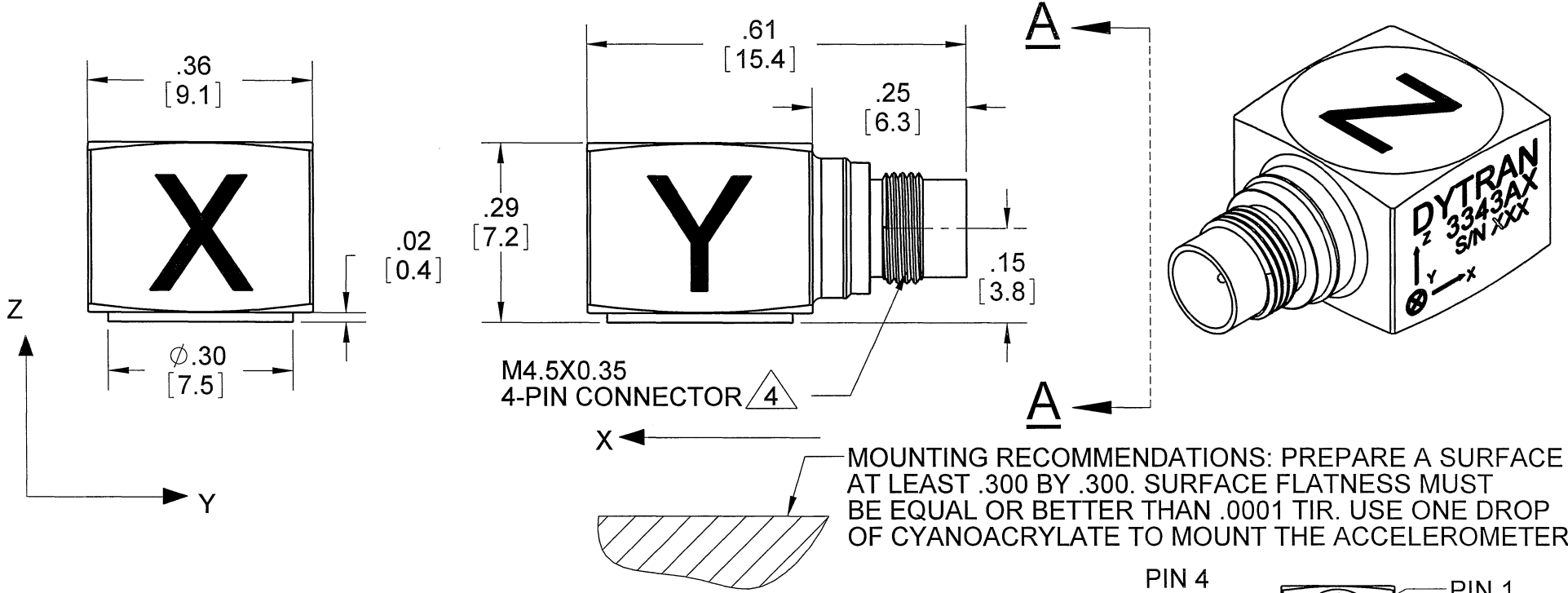


**PROPRIETARY AND CONFIDENTIAL**

THE INFORMATION CONTAINED IN THIS DRAWING IS THE SOLE PROPERTY OF DYTRAN INSTRUMENTS INC. ANY REPRODUCTION IN PART OR AS A WHOLE WITHOUT THE WRITTEN PERMISSION OF DYTRAN INSTRUMENTS INC. IS PROHIBITED

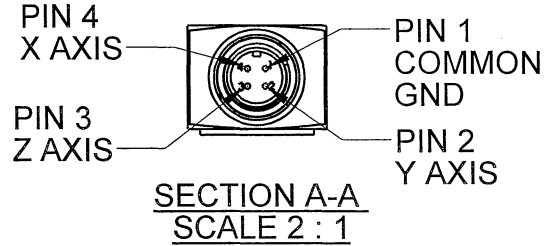
**REVISIONS**

REV	ECN	DESCRIPTION	BY/DATE	CHK	APPR
B	7103	INITIAL RELEASE OF 3343A2, A3	RA 09/24/10	<i>[Signature]</i>	<i>[Signature]</i>



- 4 MATES WITH 6893AXX (XX=LENGTH IN FEET)
  - 3. HOUSING/CONNECTOR MATERIAL: TITANIUM
  - 2. ARROWS INDICATE DIRECTION OF ACCELERATION FOR POSITIVE OUTPUT
  - 1. WEIGHT: 2.4 GRAMS APPROX.
- NOTES: UNLESS OTHERWISE SPECIFIED.

MODEL	SENSITIVITY
3343A	10mV/G
3343A2	2mV/G
3343A3	5mV/G



UNLESS OTHERWISE SPECIFIED:  
 INTERPRET DIM & TOL PER ASME Y14.5M - 1994.  
 REMOVE BURRS.  
 COUNTERSINK INTERNAL THDS 90° TO MAJOR DIA.  
 CHAM EXT THDS 45° TO MINOR DIA.  
 THD LENGTHS AND DEPTHS ARE FOR MIN FULL THDS.  
 THDS PER MIL-S-7742.  
 DIMENSIONS APPLY AFTER FINISHING.

UNLESS OTHERWISE SPECIFIED:  
 DIMENSIONS ARE IN INCHES. DIMENSIONS IN BRACKETS [ ] ARE IN MILLIMETERS  
 TOLERANCES ARE:  
 INCHES METRIC ANGLES  
 .XX ± .03 X ± 0.8 ± 1°  
 .XXX ± .010 .XX ± 0.25

ALL MACHINED SURFACES. TOTAL RUNOUT WITHIN .005. BREAK SHARP EDGES .005 TO .010. MACHINED FILLET RADII .005 TO .015. WELDING SYMBOLS PER AWS A2.4. ABBREVIATIONS PER MIL-STD-12.

63

THIRD ANGLE PROJECTION USA

CONTRACT NO.

APPROVALS

ORIG	RA	09/30/09
CHK	EP	10/0/09
APP	SA	10/02/09
APP		

DATE

MATERIAL

FINISH

DO NOT SCALE DRAWING

**DYTRAN INSTRUMENTS, INC.** Chatsworth, CA

**MASTER ONLY IF IN RED**

TITLE: **OUTLINE/INSTALLATION DRAWING, 3343AX**

SIZE	CAGE CODE	DWG. NO.	REV
<b>A</b>	<b>2W033</b>	<b>127-3343A</b>	<b>B</b>

SCALE: NONE SOLIDWORKS SHEET 1 OF 1

<b>MODEL NUMBER</b> <b>3343A</b>	<b>PERFORMANCE SPECIFICATION</b>	<b>DOC NO.</b> <b>PS3343A</b>
-------------------------------------	----------------------------------	----------------------------------

ACCELEROMETER, TRIAXIAL, IEPE

REV B, ECN7103, 09/27/10



- HERMETICALLY SEALED
- MINIATURE SIZE

**This family also includes:**

Model	Sensitivity (mV/g)	Range (Gpeak)	Resolution (grms)	Oper. Temp(°F)	TC(sec.)
3343A2	2	2500	0.0014	-60 to +250	0.3 to 0.5
3343A3	5	1000	0.0035	-60 to +250	0.3 to 0.5

Please, refer to the performance specifications of the products in this family for detailed description

**Supplied Accessories:**

- 1) Accredited Calibration Certificate (ISO 17025)

**Notes:**

- [1] Connector mates with Dytran cable assy. Model 6893AXX. (xx = length in feet)
- [2] Measured At 100 Hz, 1 Grms per ISA RP 37.2
- [3] Measured using zero-based best straight-line method, % of F.S. or any lesser range.
- [4] Do not apply power to this device without current limiting, 20mA Max, to do so will destroy the integral IC amplifier
- [5] In the interest of constant product improvement, we reserve the right to change specifications without notice.
- [6] Positive for motion in direction of arrows on housing.

**PHYSICAL**

Weight  
Mounting  
Connector [1]  
Material, Housing / Connector

ENGLISH			SI	
0.084	oz		2.4	grams
Adhesive			Adhesive	
4-pin			4-pin	
Titanium			Titanium	

**PERFORMANCE**

Sensitivity, -10 + 15% [2]  
Range F.S. (each axis)  
Frequency Responce, -5 /+15%  
Element Natural Frequency  
Equivalent Electrical Noise  
Linearity [3]  
Transverse Sensitivity Max  
Signal Polarity

ENGLISH			SI	
10	mV/g		1.02	mV/m/s^2
±500	g		± 4905	m/s^2
1.2 to 5000	Hz		1.2 to 5000	Hz
30	kHz		30	kHz
0.007	grms		0.069	m/s^2 rms
1	%F.S.		1	%F.S.
6	%		6	%
[6]			[6]	

**ELECTRICAL**

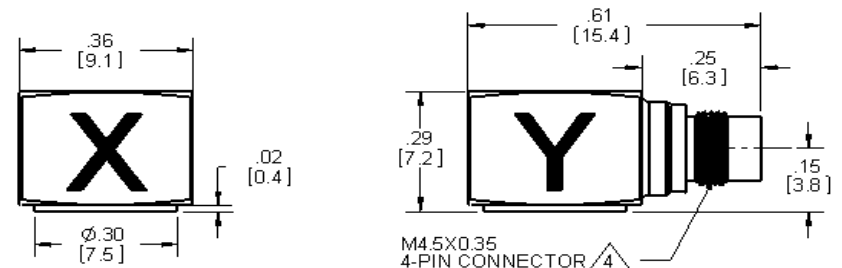
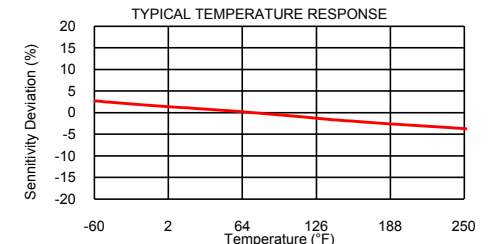
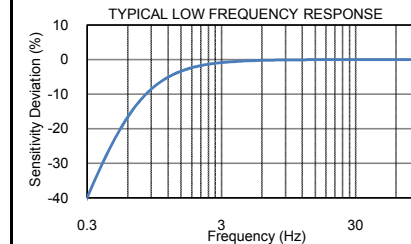
Supply Current Range [4]  
Compliance Voltage Range  
Output Impedance, Typ.  
Output Bias Voltage  
Discharge Time Constant  
Ground Isolation

ENGLISH			SI	
2 to 20	mA		2 to 20	mA
+18 to +30	VDC		+18 to +30	VDC
100	Ω		100	Ω
7.5 to 9.5	VDC		7.5 to 9.5	VDC
0.3 to 0.5	sec		0.3 to 0.5	sec
Case Ground			Case Ground	

**ENVIRONMENTAL**

Maximun Shock  
Maximum Vibration  
Temperature Range  
Environmental Seal

ENGLISH			SI	
5000	g pk		49050	m/s^2
600	g pk		5880	m/s^2
-60 to +250	°F		-51 to +121	°C
Hermetic			Hermetic	



Units on the line drawing are in inches, units in brackets are in millimeters. Refer to 127-3343A for more information.



21592 Marilla Street, Chatsworth, California 91311 Phone: 818.700.7818 Fax:818.700.7880  
www.dytran.com For permission to reprint this content, please contact info@dytran.com