

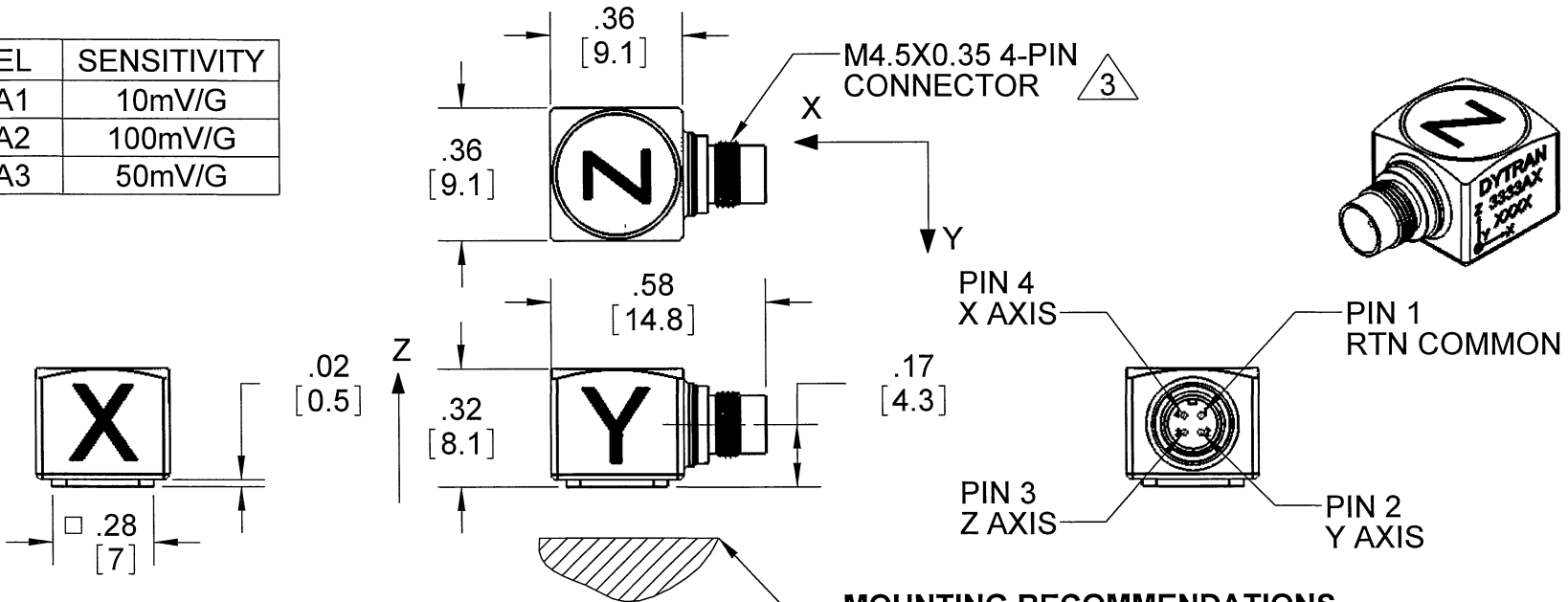
PROPRIETARY AND CONFIDENTIAL

THE INFORMATION CONTAINED IN THIS DRAWING IS THE SOLE PROPERTY OF DYTRAN INSTRUMENTS INC. ANY REPRODUCTION IN PART OR AS A WHOLE WITHOUT THE WRITTEN PERMISSION OF DYTRAN INSTRUMENTS INC. IS PROHIBITED

REVISIONS

REV	ECN	DESCRIPTION	BY/DATE	CHK	APPR
A	6289	INITIAL RELEASE	DV 09/28/09	<i>sv</i>	<i>DV</i>

MODEL	SENSITIVITY
3333A1	10mV/G
3333A2	100mV/G
3333A3	50mV/G



**MOUNTING RECOMMENDATIONS**  
 PREPARE A SURFACE AT LEAST .300 BY .300. SURFACE FLATNESS MUST BE EQUAL OR BETTER THAN .0001 TIR. USE ONE DROP OF CYANOACRYLATE TO MOUNT THE ACCELEROMETER.

4. HOUSING/CONNECTOR MATERIAL: TITANIUM
3. MATES WITH 6893AXX CABLE
2. ARROWS INDICATE DIRECTIONS OF ACCELERATION FOR POSITIVE OUTPUT
1. WEIGHT: 2.8 GRAMS

NOTES: UNLESS OTHERWISE SPECIFIED

UNLESS OTHERWISE SPECIFIED: INTERPRET DIM & TOL PER ASME Y14.5M - 1994. REMOVE BURRS. COUNTERSINK INTERNAL THDS 90° TO MAJOR DIA. CHAM EXT THDS 45° TO MINOR DIA. THD LENGTHS AND DEPTHS ARE FOR MIN FULL THDS. THDS PER MIL-S-7742. DIMENSIONS APPLY AFTER FINISHING.		UNLESS OTHERWISE SPECIFIED: DIMENSIONS ARE IN INCHES. DIMENSIONS IN BRACKETS [ ] ARE IN MILLIMETERS TOLERANCES ARE: INCHES    METRIC    ANGLES .XX ± .03    .X ± 0.8    ± 1° .XXX ± .010    .XX ± 0.25	
3333A	USED ON	NEXT ASSY	APPLICATION
THIRD ANGLE PROJECTION USA			
ALL MACHINED SURFACES. TOTAL RUNOUT WITHIN .005. BREAK SHARP EDGES .005 TO .010. MACHINED FILLET RADII .005 TO .015. WELDING SYMBOLS PER AWS A2.4. ABBREVIATIONS PER MIL-STD-12.			

CONTRACT NO.



TITLE: **OUTLINE/INSTALLATION DRAWING, 3333A SERIES**

APPROVALS		DATE
ORIG	DV	09/28/09
CHK	<i>sv</i>	10/26/09
APP	<i>DV</i>	10/26/09
APP		

SIZE	CAGE CODE	DWG. NO.	REV
<b>A</b>	<b>2W033</b>	<b>127-3333A</b>	<b>A</b>
SCALE: 2:1		SOLIDWORKS	SHEET 1 OF 1



Actual Size

- **ULTRA LOW FREQUENCY RESPONSE**
- **ULTRA LOW NOISE LEVEL**
- **WEIGHT ONLY 2.3 GRAMS**

	ENGLISH		SI	
Weight	0.08	oz	2.3	grams
Mounting	Adhesive		Adhesive	
Connector [1]	4-pin	Type	4-pin	
Housing	Ti-6 AL-4V	Material	Ti-6 AL-4V	
	Ti-6 AL-4V	Material	Ti-6 AL-4V	
Sensing Element	Case ground	Isolation	Case ground	
	Ceramic	Material	Ceramic	
	Shear	Mode	Shear	

**PERFORMANCE**

	ENGLISH		SI		
Sensitivity, +15-10% [2]	50	mV/g	5.10	mV/m/s <sup>2</sup>	
Acceleration Range,	+/-100	Gpeak	+/- 981	m/s <sup>2</sup> peak	
Frequency Range, +15/-10%	.31-10,000	Hz	.31-10,000	Hz	
Resonance Frequency	>24	kHz	>24	kHz	
Linearity [3]	1	%F.S.	1	%F.S.	
Transverse Sensitivity Max	6	%	6	%	
Noise floor	0.0009	Grms	0.009	m/s <sup>2</sup> rms	
Spectral Noise	1Hz	311	μGrms/sqr(Hz)	3051	μm/s <sup>2</sup> rms/sqr(Hz)
	10Hz	60	μGrms/sqr(Hz)	589	μm/s <sup>2</sup> rms/sqr(Hz)
	100Hz	30	μGrms/sqr(Hz)	294	μm/s <sup>2</sup> rms/sqr(Hz)
	1000Hz	10	μGrms/sqr(Hz)	98	μm/s <sup>2</sup> rms/sqr(Hz)
	10000Hz	6	μGrms/sqr(Hz)	59	μm/s <sup>2</sup> rms/sqr(Hz)

**ELECTRICAL**

	ENGLISH		SI	
Supply Current Range [4]	2 to 20	mA	2 to 20	mA
Compliance Voltage Range	+18 to +30	VDC	+18 to +30	VDC
Output Impedance, Typ.	100	Ω	100	Ω
Output Bias Voltage	11 to 13	VDC	11 to 13	VDC
Discharge Time Constant	0.8 - 1.2	sec	0.8 - 1.2	sec

**ENVIRONMENTAL**

	ENGLISH		SI	
Shock Max	5000	g pk	49050	m/s <sup>2</sup>
Vibration Max	3000	g pk	29430	m/s <sup>2</sup>
Operating Temperature	-60 to +200	°F	-51 to +93	°C
Seal	Hermetic		Hermetic	
Magnetic Sensitivity at 100 Gauss	0.00007	g/Gauss	0.00069	m/s <sup>2</sup> /Gauss
Base Strain Sensitivity	0.02	g/με	0.20	m/s <sup>2</sup> /με

**This family also includes:**

Model	Sensitivity (mV/g)	Range (Gpeak)	Resolution (Grms)	Oper. Temp(°F)	TC
3333A1	10	500	0.0015	-60 to +250	0.8 - 1.2
3333A2	100	50	0.00095	-60 to +165	05 -1.5

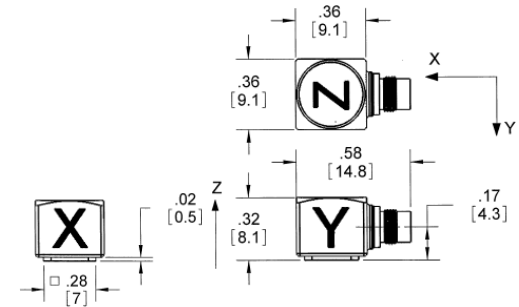
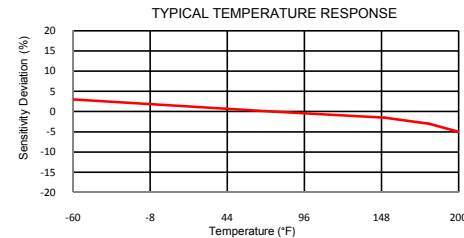
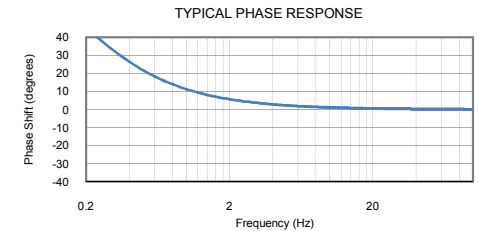
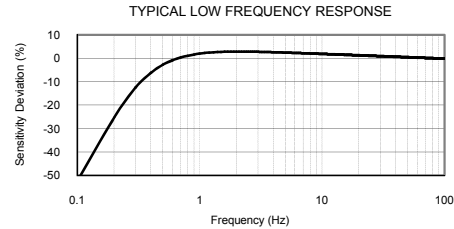
Refer to the performance specifications of the products in this family for detailed description

**Supplied Accessories:**

- 1) Accredited calibration certificate (ISO 17025)

**Notes:**

- [1] Coaxial, M4.5 X 0.35 Connector. Mates with Dytran cable Model 6893AXX
- [2] Measured at 100Hz, 5 Grms per ISA RP 37.2.
- [3] Measure using zero-based straight line method, % of F.S. or any lesser range.
- [4] Do not apply power to this system without current limiting, 20 mA MAX. To do so will destroy the IC charge amplifier.
- [5] In the interest of constant product improvement, we reserve the right to change specifications without notice.



Units on the line drawing are in inches, units in brackets are in millimeters. Refer to 127-3333A for more information.

