

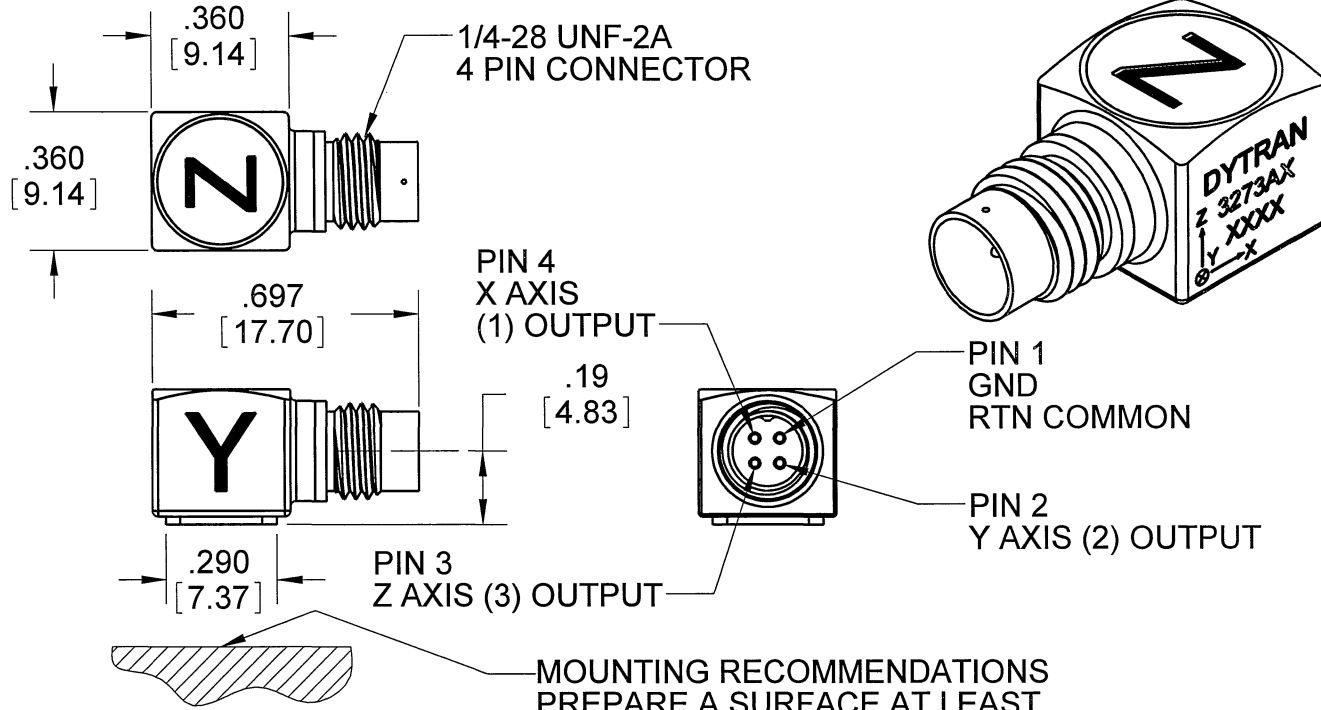
PROPRIETARY AND CONFIDENTIAL

THE INFORMATION CONTAINED IN THIS DRAWING IS THE SOLE PROPERTY OF DYTRAN INSTRUMENTS INC. ANY REPRODUCTION IN PART OR AS A WHOLE WITHOUT THE WRITTEN PERMISSION OF DYTRAN INSTRUMENTS, INC. IS PROHIBITED

REVISIONS

REV	ECN	DESCRIPTION	BY/DATE	CHK	APPR
D	7027	ADDED NOTE 4	JS 08/18/10	RA	JS

MODEL	SENSITIVITY
3273A1	10mV/G
3273A2	100mV/G
3273A4	50mV/G



4. TO MATE CABLE TO CONNECTOR INSERT PLUG AND ENGAGE KEYWAY BEFORE TURNING COUPLING NUT.
 3. HOUSING/CONNECTOR MATERIAL: TITANIUM
 2. ARROWS INDICATE DIRECTIONS OF ACCELERATION FOR POSITIVE OUTPUT.
 1. WEIGHT: 3.0 GRAMS
- NOTES: UNLESS OTHERWISE SPECIFIED.

UNLESS OTHERWISE SPECIFIED: INTERPRET DIM & TOL PER ASME Y14.5M - 1994. REMOVE BURRS. COUNTERSINK INTERNAL THDS 90° TO MAJOR DIA. CHAM EXT THDS 45° TO MINOR DIA. THD LENGTHS AND DEPTHS ARE FOR MIN FULL THDS. THDS PER MIL-S-7742. DIMENSIONS APPLY AFTER FINISHING.	
SERIES	UNLESS OTHERWISE SPECIFIED: DIMENSIONS ARE IN INCHES. DIMENSIONS IN BRACKETS [] ARE IN MILLIMETERS TOLERANCES ARE: INCHES METRIC ANGLES .XX ± .03 .X ± 0.8 ± 1° .XXX ± 0.10 .XX ± 0.25
USED ON	NEXT ASSY
APPLICATION	
THIRD ANGLE PROJECTION USA	
ALL MACHINED SURFACES. ⁶³ TOTAL RUNOUT WITHIN .005. BREAK SHARP EDGES .005 TO .010. MACHINED FILLET RADII .005 TO .015. WELDING SYMBOLS PER AWS A2.4. ABBREVIATIONS PER MIL-STD-12.	

CONTRACT NO.	
APPROVALS	
ORIG	DATE
CHK	9/30/08
APP	DV 10/17/08
APP	ANS 10/17/08
MATERIAL	
FINISH	
DO NOT SCALE DRAWING	

DYTRAN INSTRUMENTS, INC. Chatsworth, CA

MASTER ONLY IF IN RED

TITLE: **OUTLINE/INSTALLATION DRAWING, 3273A SERIES**

SIZE	CAGE CODE	DWG. NO.	REV
A	2W033	127-3273A	D
SCALE: 4:1		SOLIDWORKS	SHEET 1 OF 1

3273A4

PERFORMANCE SPECIFICATION

REV H, ECN 7336, 01/26/11

Accelerometer, Triaxial, IEPE



Actual Size

- **ULTRA LOW FREQUENCY RESPONSE**
- **ULTRA LOW NOISE LEVEL**
- **WEIGHT ONLY 2.7 GRAMS**

ENGLISH		SI	
---------	--	----	--

PHYSICAL

	Type	Material	Isolation	Material	Mode
Weight	0.096	oz	Adhesive	2.7	grams
Mounting	4-pin		Adhesive		
Connector [1]	Ti-6 AL-4V		Ti-6 AL-4V		
Housing	Ti-6 AL-4V		Ti-6 AL-4V		
Sensing Element	Case ground		Case ground		
	Ceramic		Ceramic		
	Shear		Shear		

PERFORMANCE

	50	mV/g	5.10	mV/m/s^2
Sensitivity, ±10% [2]	+/-100	Gpeak	+/-981	m/s^2 peak
Acceleration Range	.3-10,000	Hz	.3-10,000	Hz
Frequency Range, ±15%	.5 - 3000	Hz	.5 - 3000	Hz
Frequency Range, ± 5%	2.3 to 3000	Hz	2.3 to 3000	Hz
Phase Response, ± 5°	>24	kHz	>24	kHz
Resonance Frequency	1	%F.S.	1	%F.S.
Linearity [3]	5	%	5	%
Transverse Sensitivity Max	0.002	Grms	0.017	m/s^2 rms
Noise floor, Max	525	µGrms/sqr(Hz)	5150	µm/s^2 rms/sqr(Hz)
Spectral Noise	101	µGrms/sqr(Hz)	991	µm/s^2 rms/sqr(Hz)
	50	µGrms/sqr(Hz)	491	µm/s^2 rms/sqr(Hz)
	16	µGrms/sqr(Hz)	157	µm/s^2 rms/sqr(Hz)
	10	µGrms/sqr(Hz)	98	µm/s^2 rms/sqr(Hz)

ELECTRICAL

	2 to 20	mA	2 to 20	mA
Supply Current Range [4]	+18 to +30	VDC	+18 to +30	VDC
Compliance Voltage Range	100	Ω	100	Ω
Output Impedance, Typ.	11 to 13	VDC	11 to 13	VDC
Output Bias Voltage	0.8 to 1.2	sec	0.8 to 1.2	sec
Discharge Time Constant				

ENVIRONMENTAL

	5000	g pk	49050	m/s^2
Shock Max	3000	g pk	29430	m/s^2
Vibration Max	-60 to +200	°F	-51 to +93	°C
Operating Temperature	Hermetic		Hermetic	
Seal	0.00007	g/Gauss	0.00069	m/s^2/Gauss
Magnetic Sensitivity at 100 Gauss	0.02	g/µε	0.1962	m/s^2/µε
Base Strain Sensitivity				

This family also includes:

Model	Sensitivity (mV/g)	Range (Gpeak)	Resolution (Grms)	Oper. Temp(°F)	TC
3273A1	10	500	0.003	-60 to +250	0.8 - 1.2
3273A2	100	50	0.00095	-60 to +165	0.5 - 1.5

Please, refer to the performance specifications of the products in this family for detailed description

Supplied Accessories:

1) Accredited calibration certificate (ISO 17025)

Notes:

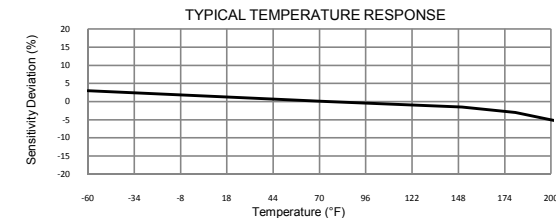
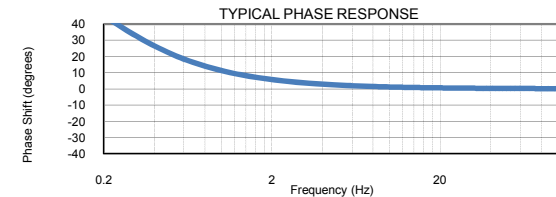
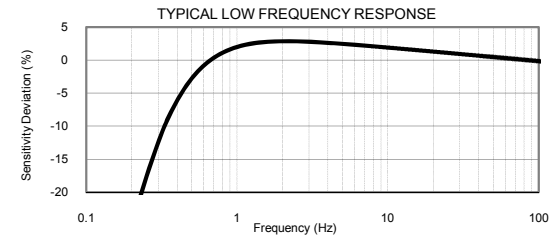
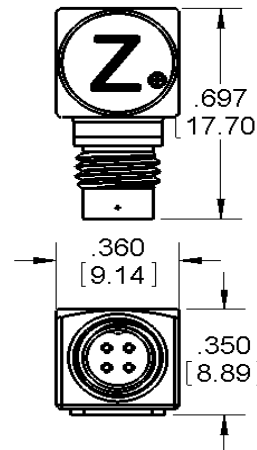
[1] Glass to metal Seal connector. Mates with Dytran cable model 6811AXX or 6824AXX (XX=length in feet)

[2] Measured at 100 Hz, 5 Grms per ISA RP 37.2

[3] Linearity is % of specified full scale (or any less full-scale range), zero-based best fit straight line method.

[4] Do not apply power to this device without current limiting, 20mA Max, to do so will destroy the integral IC amplifier

[5] In the interest of constant product improvement, we reserve the right to change specifications without notice.



Units on the line drawing are in inches, units in brackets are in millimeters. Refer to 127-3273A for more information.



21592 Marilla Street, Chatsworth, California 91311 Phone: 818.700.7818 Fax:818.700.7880
www.dytran.com For permission to reprint this content, please contact info@dytran.com