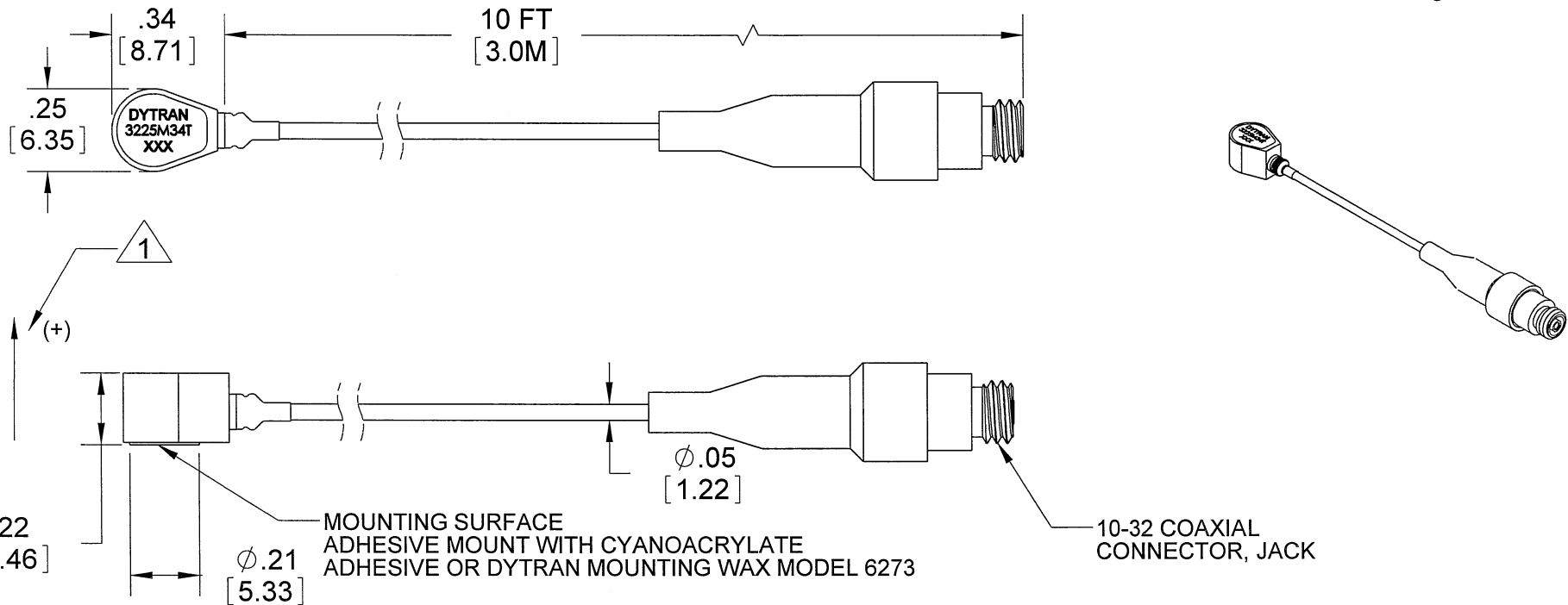


PROPRIETARY AND CONFIDENTIAL

THE INFORMATION CONTAINED IN THIS DRAWING IS THE SOLE PROPERTY OF DYTRAN INSTRUMENTS INC. ANY REPRODUCTION IN PART OR AS A WHOLE WITHOUT THE WRITTEN PERMISSION OF DYTRAN INSTRUMENTS INC. IS PROHIBITED

REVISIONS

REV.	ECN	DESCRIPTION	BY/DATE	CHK	APPR
A	7033	INITIAL RELEASE	RA 08/24/10	<i>[Signature]</i>	<i>Ans</i>



- 3. CASE AND CONNECTOR MATERIAL: TITANIUM
- 2. WEIGHT LESS CABLE: 0.85 GRAMS.

1 ARROW INDICATES SENSE AND DIRECTION OF INPUT ACCELERATION FOR POSITIVE OUTPUT SIGNAL.

NOTES: UNLESS OTHERWISE SPECIFIED

USED ON	NEXT ASSY
APPLICATION	
THIRD ANGLE PROJECTION USA	

UNLESS OTHERWISE SPECIFIED:
 INTERPRET DIM & TOL PER ASME Y14.5M - 1994.
 REMOVE BURRS.
 COUNTERSINK INTERNAL THDS 90° TO MAJOR DIA.
 CHAM EXT THDS 45° TO MINOR DIA.
 THD LENGTHS AND DEPTHS ARE FOR MIN FULL THDS.
 THDS PER MIL-S-7742.
 DIMENSIONS APPLY AFTER FINISHING.
 ALL MACHINED SURFACES. TOTAL RUNOUT WITHIN .005.
 BREAK SHARP EDGES .005 TO .010.
 MACHINED FILLET RADII .005 TO .015.
 WELDING SYMBOLS PER AWS A2.4.
 ABBREVIATIONS PER MIL-STD-12.

UNLESS OTHERWISE SPECIFIED:
 DIMENSIONS ARE IN INCHES. DIMENSIONS IN BRACKETS [] ARE IN MILLIMETERS
 TOLERANCES ARE:
 INCHES METRIC ANGLES
 .XX ± .03 .X ± 0.8 ± 1°
 .XXX ± 0.10 .XX ± 0.25

MATERIAL

FINISH

DO NOT SCALE DRAWING

CONTRACT NO.	
APPROVALS	DATE
ORIG JS	07/28/10
CHK <i>[Signature]</i>	8/25/10
APP <i>[Signature]</i>	8/26/10
APP	



MASTER ONLY IF IN RED

Chatsworth, CA

TITLE: **OUTLINE INSTALLATION DRAWING 3225M34T**

SIZE A	CAGE CODE 2W033	DWG. NO. 127-3225M34T	REV A
---------------	------------------------	------------------------------	--------------

SCALE: NONE SOLIDWORKS SHEET 1 OF 1


MODEL NUMBER
3225M34T

PERFORMANCE SPECIFICATION

DOC NO.
PS3225M34T

ACCELEROMETER , IEPE

REV B, ECN 7366, 02/21/11



- MINIATURE SIZE
- INTEGRAL CABLE WITH 10-32 RECEPTACLE

This family also includes:

Model	Sensitivity (mV/g)	Range (g's)	Resolution (Grms)	Oper. Temp(*F)	TC

Please refer to the performance specifications of the products in this family for detailed description.

Supplied Accessories

- 1) Model 6591A installation wrench
- 2) Model 6298 small petro mounting wax
- 3) Accredited calibration certificate (ISO 17025)

Notes:

- [1] Flat mounting surface for adhesive mount.
- [2] Integral cable with 10-32 Receptacle
- [3] Measured at 100 Hz, 1 grms per ISA RP37.2.
- [4] Percent of full scale or any lesser range, zero based best-fit straight line method.
- [5] Do not apply power to this device without current limiting, 20mA max, to do so will destroy the integral IC amplifier
- [6] In the interest of constant product improvement, we reserve the right to change specifications without notice

PHYSICAL

	ENGLISH		SI	
Weight, Max (Less Cable)	0.03	oz	0.85	grams
Mounting Provision	[1]		[1]	
Connector	[2]		[2]	
Cable Length	120	Inches	3048	mm

PERFORMANCE

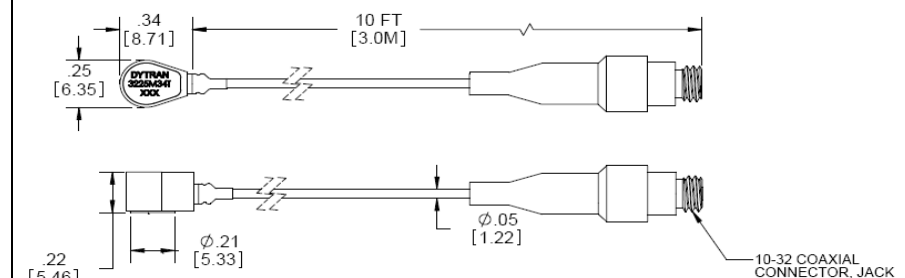
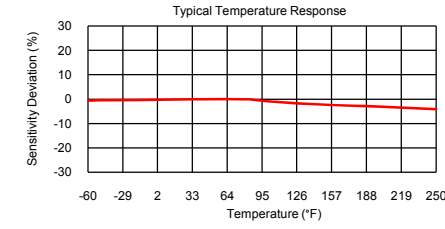
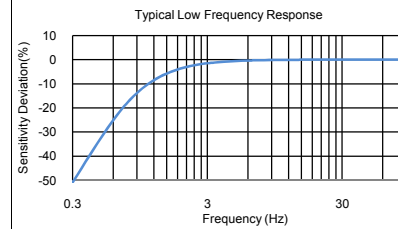
	ENGLISH		SI	
Sensitivity, ± 10% [3]	5	mV/g	0.51	mV/m/s ²
Range F.S For ± 5 Volts Out	± 1000	g's	± 9810	m/s ²
Frequency Response, +/- 10%	1.0 to 10000	Hz	1.0 to 10000	Hz
Mounted Resonant Frequency	> 40	kHz	> 40	kHz
Amplitude Non-Linearity [4]	2	%F.S	2	%F.S
Transverse Sensitivity, Max	5	%	5	%
Noise Resolution	0.014	grms	0.14	m/s ² rms
Strain Sensitivity @250/με	0.0005	g/με	0.0049	m/s ² /με

ENVIRONMENTAL

	ENGLISH		SI	
Maximum Vibration	600	Grms	5880	m/s ² rms
Maximum Shock	5000	Gpeak	49000	m/s ² peak
Temperature Range	-60 to +250	°F	-51 to +121	°C
Environmental Seal	Epoxy		Epoxy	

ELECTRICAL

	ENGLISH		SI	
Supply Current/Compliance Voltage Range [5]	2 to 20/+18 to +30	mA/Volts	2 to 20/+18 to +30	mA/Volts
Output Impedance, TYP	100	Ω	100	Ω
Bias Voltage	+7 to +9	VDC	+7 to +9	VDC
Discharge Time Constant	0.3 to 0.5	Sec	0.3 to 0.5	Sec
Teds Feature	IEEE 1451.4		IEEE 1451.4	



Units on the line drawing are in inches, units in brackets are in millimeters. Refer to 127-3225M34T for more information.



21592 Marilla Street, Chatsworth, California 91311 Phone: 818.700.7818 Fax: 818.700.7880
www.dytran.com For permission to reprint this content, please contact info@dytran.com