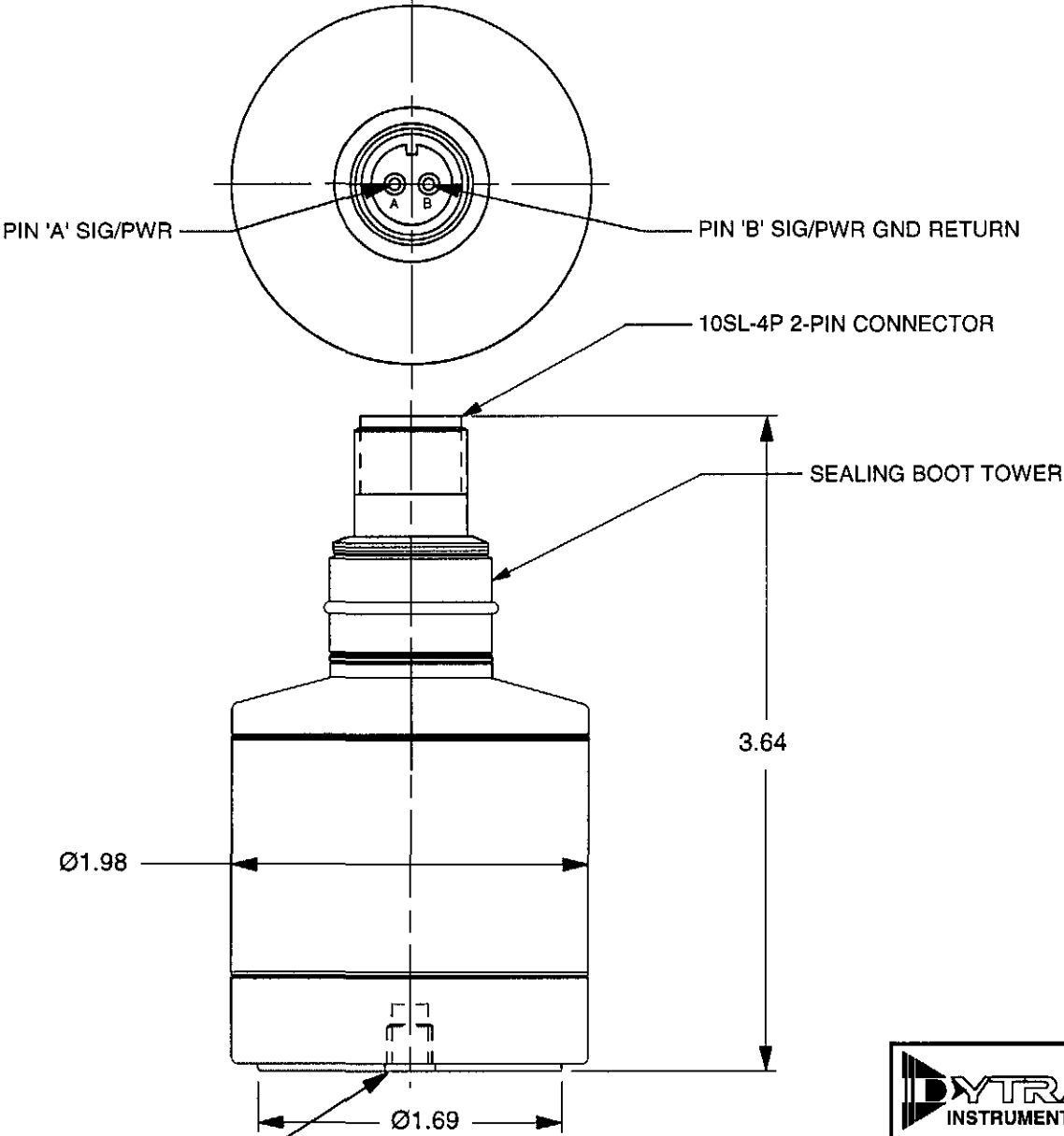


SPECIFICATIONS

SENSITIVITY-MODEL 3191A	5 VOLTS/G
SENSITIVITY-MODEL 3191A1	10 VOLTS/G
FREQUENCY RANGE, +/- 5%	.1 to 1000 Hz
SUPPLY CURRENT	2 to 20 mA
SUPPLY VOLTAGE	+18 to +30VDC
TEMPERATURE RANGE	-65° to +175°F
WEIGHT	760 GRAMS



		<h1>MASTER</h1> <h2>ONLY IF IN RED</h2>		CHATSWORTH, CA.	
SCALE	1X	REV	A	DATE	2/22/05
DATE	12-14-95	PART NO.	4109		
DRAWN	N.C.	CHECKED		MAT'L	
APPROVED	<i>Paul 3-3-05</i>	NEXT ASSEMBLY		USED ON	
TITLE OUTLINE/INSTALLATION DRAWING MODELS 3191A & 3191A1				DWG NO. 127-3191A	
SHEET 1 OF 1					

IEPE SINGLE AXIS ACCELEROMETER

REVA, ECN 7035 , 08/20/10



- HERMETICALLY SEALED
- HIGH SENSITIVITY

PHYSICAL

Weight, Max
Connector
Mounting Provision
Material, Housing/Connector
Sensing Element
Element Style

Type

ENGLISH		SI	
27	oz	775	grams
2 -PIN, MIL-C-5015-10SL-4P		2 -PIN, MIL-C-5015-10SL-4P	
1/4-28, TAPPED HOLE		1/4-28, TAPPED HOLE	
300 SERIES		300 SERIES	
CERAMIC		CERAMIC	
ANNULAR SHEAR		ANNULAR SHEAR	

PERFORMANCE

Sensitivity, ±5% [1]
Range for ± 5 Volts Output
Frequency Response, ±5%
Resonant Frequency
Broad Band Resolution
Linearity [2]
Maximum Transverse sensitivity
Strain Sensitivity @ 250µε
Coefficient of Thermal Sensitivity

5	V/G	1	V/m/s ²
1	G peak	10	m/s ²
0.08 to 1000	Hz	0.08 to 1000	Hz
> 8	kHz	> 8	kHz
0.00012	G rms	0.00012	m/s ² rms
± 2	% F.S.	± 2	% F.S.
5	%	6	%
0.001	G/µε	0.01	m/s ² /µε
0.07	%/°F	0.14	%/°C

ENVIRONMENTAL

Maximum Vibration
Maximum Shock
Operating Temperature Range
Seal

50	G peak	491	m/s ² peak
100	G peak	981	m/s ² peak
-60 to +250	°F	-51 to 121	°C
HERMETIC		HERMETIC	

ELECTRICAL

Supply Current Range [3]
Compliance Voltage Range
Output Impedence, Typ
Bias Voltage
Discharge Time Constant
Electrical Isolation

2 to 20	mA	2 to 20	mA
+18 to +30	Volts	+18 to +30	Volts
100	Ω	100	Ω
+11 to +13	VDC	+11 to +13	VDC
4 to 5	Sec	4 to 5	Sec
10	GΩ,min	10	GΩ,min

This family also includes:

Model	Sensitivity (V/g)	Frequency Response (Hz)	Time Constant (Sec)	Operating Temp (°F)
3191A1	10	0.08 to 1000	4 to 5	-60 to +250

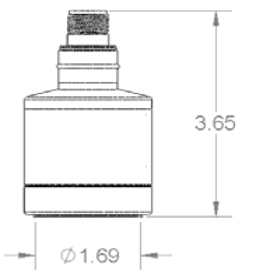
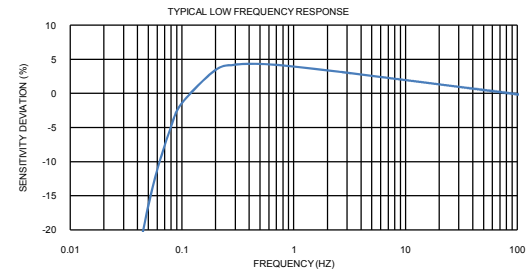
Refer to the performance specifications of the products in this family for detailed description

Supplied Accessories:

- 1) Accredited calibration certificate (ISO 17025)
- 2) Model 6176 mounting stud

Notes:

- [1] Measured at 100Hz, 1 Grms per ISA RP 37.2.
- [2] Measured using zero-based straight line method, % of F.S. or any lesser range.
- [3] Do not apply power to this system without current limiting, 20 mA MAX. To do so will destroy the amplifier.
- [4] In the interest of constant product improvement, we reserve the right to change specifications without notice.



Units on the line drawing are in inches, units in brackets are in millimeters. Refer to 127-3191A for more information.

